

Eagle Ridge Academy

Picture Day: September 10 (K-4) | September 11 (5-12)

Retake Day: October 22



Who Are We?

We are *Kemmetmueller Photography*, your district's school photography provider! We are a locally-owned family business that has operated in the Greater Lake Minnesotan area for over 50 years. We are one of the fastest-growing, independent photography companies in Minnesota and considered one of the largest, non-corporate studios in the Midwest. We look forward to working with you and photographing your upcoming picture days!

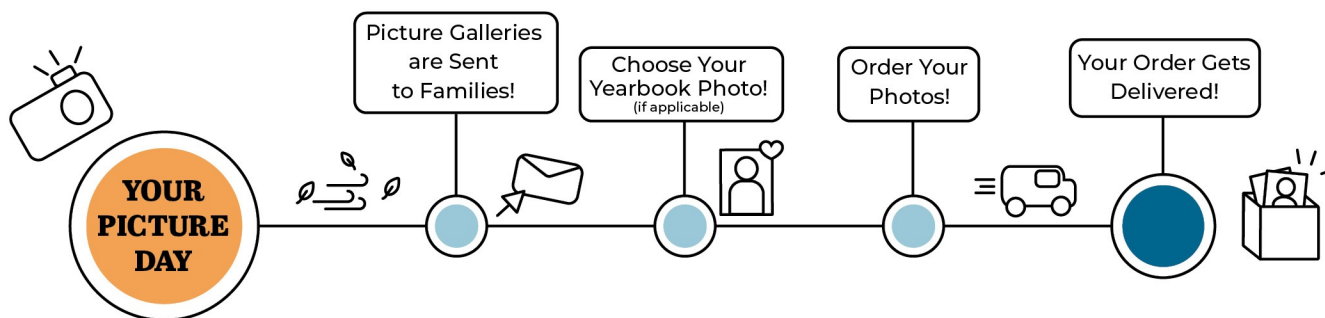
Contact Information

Feel free to contact us if you have any questions about your student's picture day, need help with ordering photos, or have any other concerns.

info@k-photography.com
(952) 473-2142

Since we are contact-free, please make sure your student is ready to go for pictures. Although we will not be able to help adjust clothing or fix hair, we provide disposable combs and wipes for students and staff helpers to use to ensure they present their best. We hope to ensure a great picture day experience for your student and your cooperation will help us do so!

Timeline



Picture Day
We will be taking 3-4 images in multiple poses.

Ordering
You'll receive your link to your student's personal gallery in your email 7-10 days after their picture day. Order and choose your yearbook photo!

Follow the How to Order instructions on the following page for additional help!

Delivery
Once your order is placed, they will be directly delivered to your home within 5-7 days.

If you experience any issues with your order, please contact us!

Flip over for more information on how to order!

How To Order

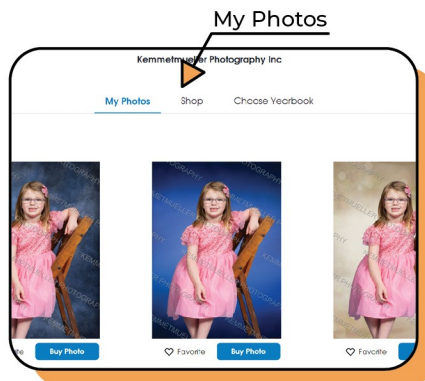
1. LOGIN TO YOUR GALLERY

You should have received an email from us about your student's picture day gallery. Login to your gallery through your View First link in the email. You will be brought to the **My Photos** page where you will see your student's photos.

Choose Your Yearbook Photo First! (If applicable)

You can click **Choose Yearbook**, and select which photo you'd like in the yearbook.

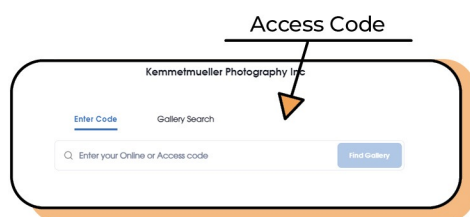
Click **Confirm**. (You can also choose an image after retake day if you have retakes.)



Click **Shop** when you are ready to move forward.

MORE THAN ONE KID?

On the top right of the page, select View Another Gallery. Then enter the access code for the correct student. If you do not know the student's access code, give us a call!



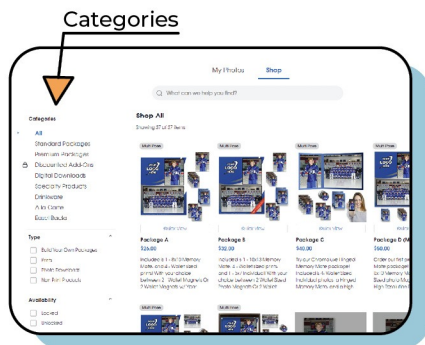
2. ORDERING PHOTOS

When you select **Shop**, all your product categories will be listed on the right side, or can be found if you continue to scroll down.

PACKAGES

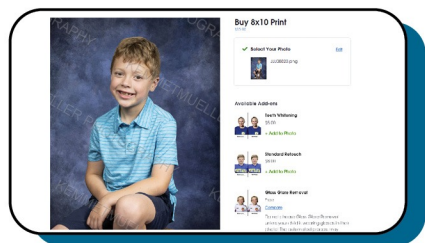
At the top of the Packages page, you will see all the packages and pricing available to you. To view these, either click on **Quick View** to get a brief description of the package, or **select the image** to go to the package.

In the package you have chosen, you are able to customize all of your photo options. You can customize your photos by choosing your exact photo, preferred background, and crop. Click **Customize and buy** to start!



INDIVIDUAL PHOTOS

Click **Customize and buy** to edit and choose your a la carte option. Once you pick your background and product, you can add your item to your cart!



3. CHECKOUT AND DELIVERY

Once all of your desired items are placed in your cart, you can click on the **Cart** icon to checkout. Enter your payment and address information and your pictures will be delivered directly to your home within 5-7 days of purchasing!

